



TTI  
SUCCESS  
INSIGHTS®

**Time P.L.U.S.™**

**Juliane Sample**

Sales

Sample Co.

5-22-2013

**Your Address Here**

Your Phone Number Here

Your Email Address Here



**company**



## Introduction

**Behavioral research suggests that the most effective people are those who understand themselves, both their strengths and weaknesses, so they can develop strategies to meet the demands of their environment.**

A person's behavior is a necessary and integral part of who they are. In other words, much of our behavior comes from "nature" (inherent), and much comes from "nurture" (our upbringing). It is the universal language of "how we act," or our observable human behavior.

**In this report we are measuring four dimensions of normal behavior. They are:**

- how you respond to problems and challenges.
- how you influence others to your point of view.
- how you respond to the pace of the environment.
- how you respond to rules and procedures set by others.

This report analyzes behavioral style; that is, a person's manner of doing things. Is the report 100% true? Yes, no and maybe. We are only measuring behavior. We only report statements from areas of behavior in which tendencies are shown. To improve accuracy, feel free to make notes or edit the report regarding any statement from the report that may or may not apply, but only after checking with friends or colleagues to see if they agree.

*"All people exhibit all four behavioral factors in varying degrees of intensity."  
—W.M. Marston*





















# Descriptors

Based on Juliane's responses, the report has marked those words that describe her personal behavior. They describe how she solves problems and meets challenges, influences people, responds to the pace of the environment and how she responds to rules and procedures set by others.

Demanding Egoentric Driving Ambitious Pioneering Strong-Willed Forceful Determined Aggressive Competitive Decisive Venturesome Inquisitive Responsible	Effusive Inspiring Magnetic Political Enthusiastic Demonstrative Persuasive Warm Convincing Polished Poised Optimistic Trusting Sociable	Phlegmatic Relaxed Resistant to Change Nondemonstrative Passive Patient Possessive Predictable Consistent Deliberate Steady Stable	Evasive Worrisome Careful Dependent Cautious Conventional Exacting Neat Systematic Diplomatic Accurate Tactful Open-Minded Balanced Judgment
<b>Dominance</b>	<b>Influencing</b>	<b>Steadiness</b>	<b>Compliance</b>
Conservative Calculating Cooperative Hesitant Low-Keyed Unsure Undemanding Cautious Mild Agreeable Modest Peaceful Unobtrusive	Reflective Factual Calculating Skeptical Logical Undemonstrative Suspicious Matter-of-Fact Incisive Pessimistic Moody Critical	Mobile Active Restless Alert Variety-Oriented Demonstrative Impatient Pressure-Oriented Eager Flexible Impulsive Impetuous Hypertense	Firm Independent Self-Willed Stubborn Obstinate Opinionated Unsystematic Self-Righteous Uninhibited Arbitrary Unbending Careless with Details











# Action Plan

## Professional Development

1. I learned the following behaviors contribute positively to increasing my professional effectiveness: (list 1-3)

---

---

---

2. My report uncovered the following behaviors I need to modify or adjust to make me more effective in my career: (list 1-3)

---

---

---

3. When I make changes to these behaviors, they will have the following impact on my career:

---

---

---

4. I will make the following changes to my behavior, and I will implement them by \_\_\_\_\_:

---

---

---





# Action Plan

## Personal Development

1. When reviewing my report for personal development, I learned the following key behaviors contribute to reaching my goals and the quality of life I desire: (list 1-3)

---

---

---

2. The following behaviors were revealed, which show room for improvement to enhance the quality of my life: (list 1-3)

---

---

---

3. When I make changes to these behaviors, I will experience the following benefits in my quality of life:

---

---

---

4. I will make the following changes to my behavior, and I will implement them by \_\_\_\_\_:

---

---

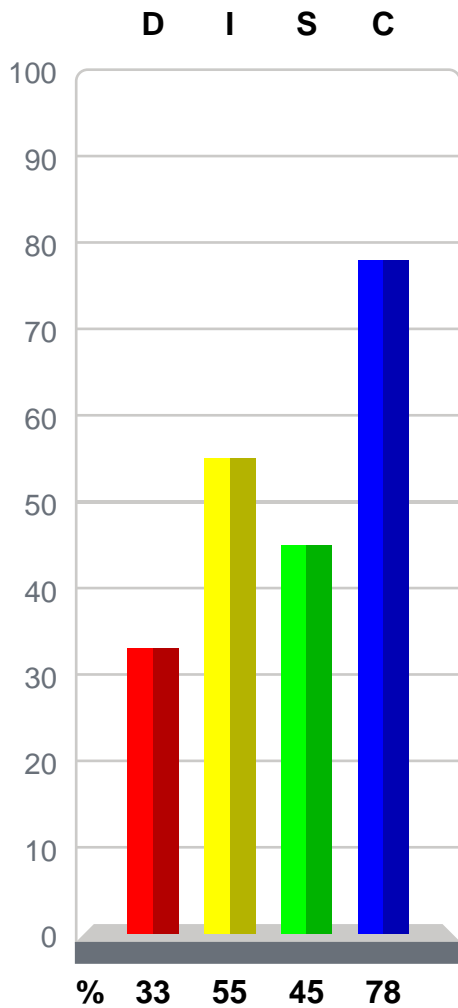
---



# Style Insights® Graphs

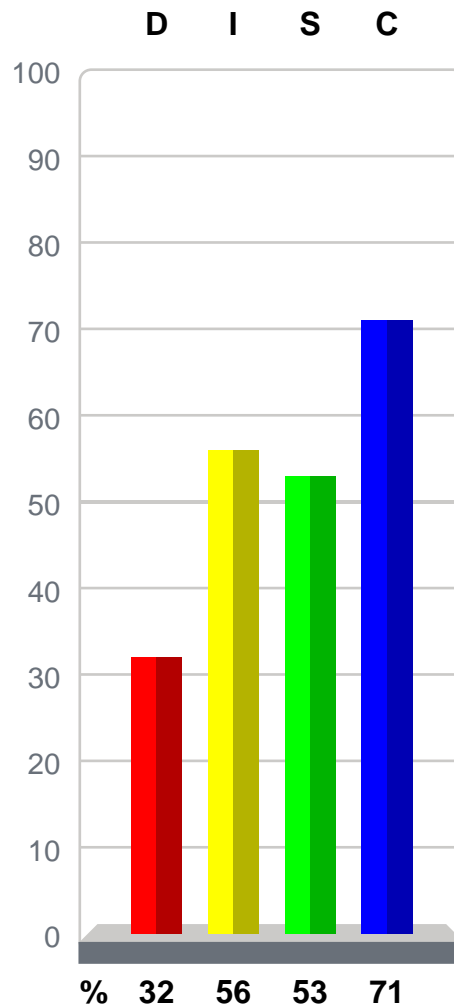
## Adapted Style

### Graph I



## Natural Style

### Graph II



Norm 2011 R4



## The Success Insights® Wheel

The Success Insights® Wheel is a powerful tool popularized in Europe. In addition to the text you have received about your behavioral style, the Wheel adds a visual representation that allows you to:

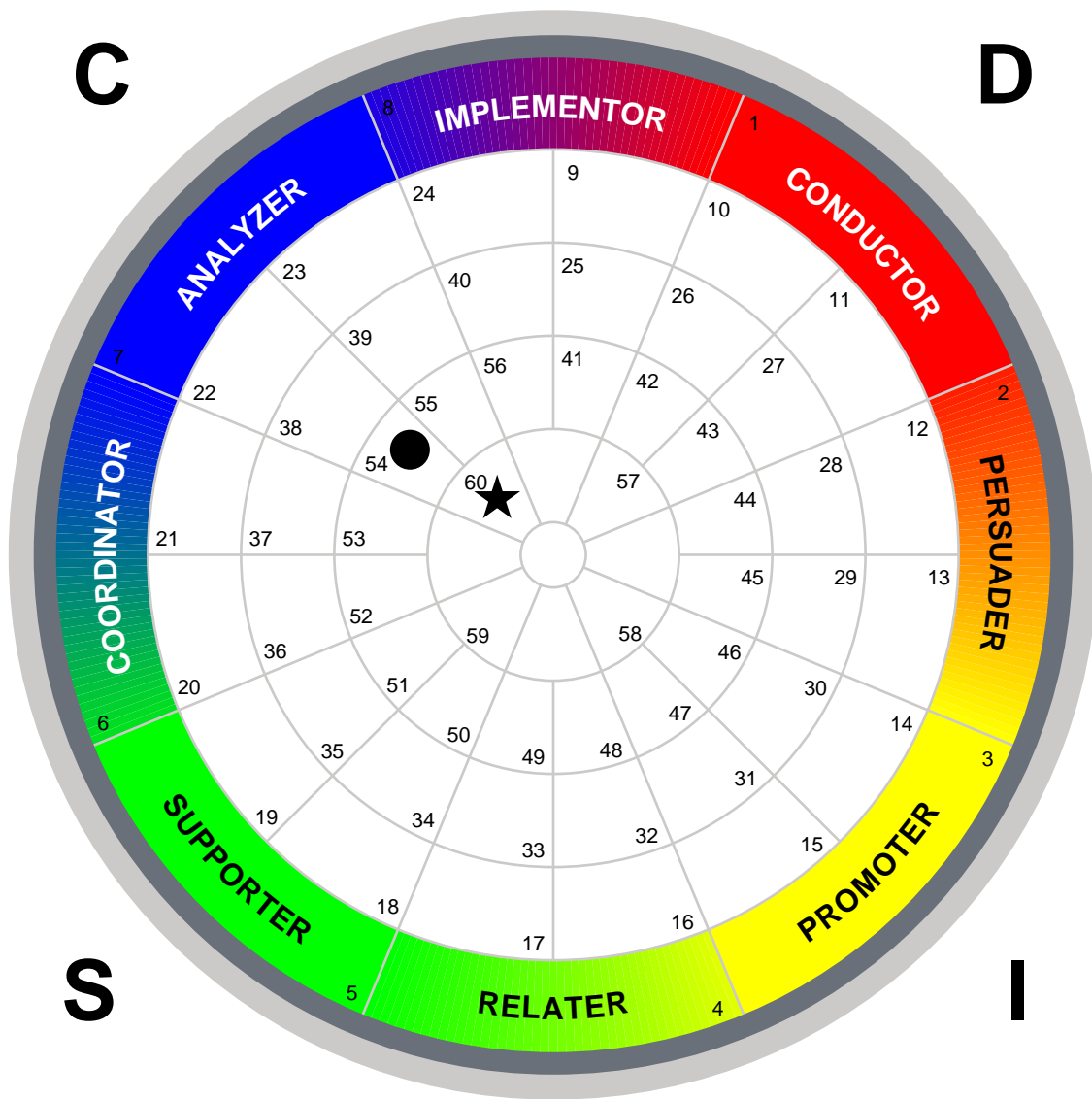
- View your natural behavioral style (circle).
- View your adapted behavioral style (star).
- Note the degree you are adapting your behavior.
- If you filled out the Work Environment Analysis, view the relationship of your behavior to your job.

Notice on the next page that your Natural style (circle) and your Adapted style (star) are plotted on the Wheel. If they are plotted in different boxes, then you are adapting your behavior. The further the two plotting points are from each other, the more you are adapting your behavior.

If you are part of a group or team who also took the behavioral assessment, it would be advantageous to get together, using each person's Wheel, and make a master Wheel that contains each person's Natural and Adapted style. This allows you to quickly see where conflict can occur. You will also be able to identify where communication, understanding and appreciation can be increased.



# The Success Insights® Wheel



Adapted: ★ (60) PROMOTING ANALYZER (ACROSS)  
Natural: ● (54) COORDINATING ANALYZER (ACROSS)

Norm 2011 R4